

IEC Appliance Connector C14 with Fuseholder 2-pole

Plug removal necessary for fuse replacement

Type 6220

Type 6220



Snap-In Version or Screw-On Version 2-pole

Snap-In Version or Screw-On Version 2-pole



**Description**

- Panel Mount: Screw-on version from front or rear side, snap-in version from front side
- 2 Functions: Inlet Protection class I, Fuseholder for fuse-links 5 x 20 mm 2-pole
- Solder terminals or quick connect terminals
- Alternative: version with line filter [5220](#)
- Alternative: Fuseholder 1-pole [6200](#); [6202](#)

**Approvals**

- VDE License Number: 40011091
- UL License Number: E93617
- CSA License Number: 38456

**Characteristics**

- All single elements are already wired
- Plug removal necessary for fuse-link replacement
- Fuse drawer meets requirements of medical standard IEC/EN 60601-1
- The fuseholder is accessible from the equipment front
- Qualified for use in equipment according IEC/EN 60950

**Other versions on request**

- Types for rivet mounting available upon request

**Weblinks**

[Approvals](#), [RoHS](#), [CHINA-RoHS](#), [e-Store](#), [SCHURTER-Stock-Check](#), [Distributor-Stock-Check](#)

**Technical Data**

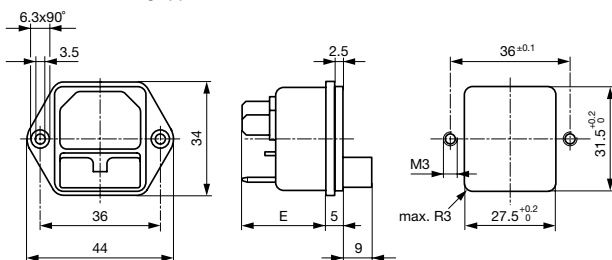
Ratings IEC	10A / 250VAC; 50Hz	Appliance-Inlet/-Outlet	C14 acc. to IEC/EN 60320-1, UL 498, CSA C22.2 no. 42 (for cold conditions) pin-temperature 70 °C, 10A, Protection class I
Ratings UL/CSA	10A / 250VAC; 60Hz	Fuseholder	2-pole, Shocksafe category PC2 acc. to IEC 60127-6, for fuse-links 5 x 20 mm
Dielectric Strength	> 2 kVAC between L-N > 2 kVAC between L/N-PE (1 min/50Hz)	Rated Power Acceptance @ Ta 23 °C	5 x 20: 1.6W 2-pole
Allowable Operation Temp.	-25 °C to 70 °C	Power Acceptance @ Ta > 23°C	Admissible power acceptance at higher ambient temperature see derating curves
Degree of Protection	from front side IP 40 acc. to IEC 60529		
Protection Class	Suitable for appliances with protection class I acc. to IEC 61140		
Terminal	Solder terminals or quick connect terminals, tin-plated		
Panel Thickness s	Screw-on: max 6 mm Mounting screw torque max 0.5 Nm Snap-in: 1/1.5/2.0/2.5/3 mm		
Material: Housing	Thermoplastic, black, UL 94V-0		

**Dimensions**

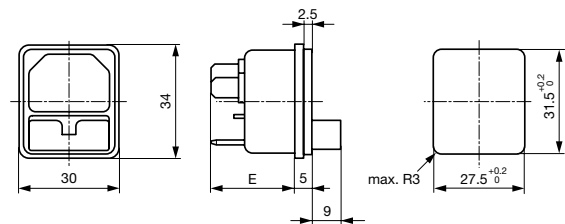
Screw-on mounting type 6220

Length | 44 mm

Snap-in mounting type 6220



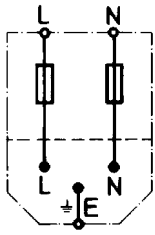
E: solder terminals 20.5 mm  
E: quick-connect terminals 23.5 mm



E: solder terminals 22.5 mm  
E: quick-connect terminals 25.5 mm  
S: 1.0/1.5/2.0/2.5/3.0 mm

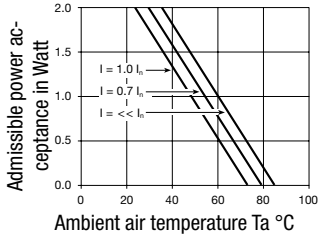
## Diagrams

6220

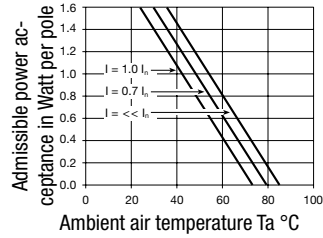


## Derating Curves for Fuseholders

1-pole



2-pole



## Variants

[Distributor-Stock-Check](#) | [SCHURTER-Stock-Check](#) | [e-Store](#)

Socket and fuse-carrier included

Protection Class	Panel mounting	Panel Thickness s [mm]	Fuseholder	Terminal	internally wired	Order Number
I	Snap-in	1	2-pole	Quick connect terminals 4.8 x 0.8 mm		6220.5210
I	Snap-in	1.5	2-pole	Quick connect terminals 4.8 x 0.8 mm		6220.5215
I	Snap-in	2	2-pole	Quick connect terminals 4.8 x 0.8 mm		6220.5220
I	Snap-in	2.5	2-pole	Quick connect terminals 4.8 x 0.8 mm		6220.5225
I	Snap-in	3	2-pole	Quick connect terminals 4.8 x 0.8 mm		6220.5230
I	Snap-in	1	2-pole	Quick connect terminals 6.3 x 0.8 mm		6220.5310
I	Snap-in	1.5	2-pole	Quick connect terminals 6.3 x 0.8 mm		6220.5315
I	Snap-in	2	2-pole	Quick connect terminals 6.3 x 0.8 mm		6220.5320
I	Snap-in	2.5	2-pole	Quick connect terminals 6.3 x 0.8 mm		6220.5325
I	Snap-in	3	2-pole	Quick connect terminals 6.3 x 0.8 mm		6220.5330
I	Snap-in	1	2-pole	Solder terminals 3.8 x 0.8 mm		6220.5110
I	Snap-in	1.5	2-pole	Solder terminals 3.8 x 0.8 mm		6220.5115
I	Snap-in	2	2-pole	Solder terminals 3.8 x 0.8 mm		6220.5120
I	Snap-in	2.5	2-pole	Solder terminals 3.8 x 0.8 mm		6220.5125
I	Snap-in	3	2-pole	Solder terminals 3.8 x 0.8 mm		6220.5130
I	Screw-on	-	2-pole	Quick connect terminals 4.8 x 0.8 mm		6220.2200
I	Screw-on	-	2-pole	Quick connect terminals 6.3 x 0.8 mm		6220.2300
I	Screw-on	-	2-pole	Solder terminals 3.8 x 0.8 mm		6220.2100

**Packaging unit** 50 Pcs

Accessory

Description



Assorted Covers  
Rear Cover

0859.0047

4311.9403



Cord retaining kits  
Cord retaining strain relieve

Flat head, A

4700.0001

Countersunk, B

4700.0002